

Virtual University for Students

The main login system at UITM is the new portal available at my.wsiz.edu.pl

To sign in, you should use your student email address together with your password. By default, the password is your PESEL number, although in special situations you may receive a different one.

Each student email address is created according to the same rule: it is your album number followed by the domain, for example:

12345@student.wsiz.edu.pl

Once you log in, you will gain access to many services without the need to sign in again, including the Virtual University (WU), email, Moodle, Webex, the Library, Plagiat.pl and others. In the same place you will also find your class schedule and the latest university news.

During the transition period, some apps may still ask you to log in again (use the same login and password as for my.wsiz.edu.pl).


Because of the new teaching system (VDO), information about the academic year 2025/26 is now available only in the new Virtual University, which is also adapted for mobile devices, unlike the old Smart WSliZ app.



Welcome back, Jane Doe 🙋

Time for learning and development!

● University systems



● Upcoming classes

Direct login to Virtual University (WU)

The Virtual University is available at: wu.wsiz.edu.pl

Logging in requires your student account via my.wsiz.edu.pl or the use of **MFA**.

MFA (Multi-Factor Authentication) is an extra layer of protection for your login: besides your password, you must confirm your identity with another method such as an SMS code, a mobile application, or a fingerprint. This means that even if somebody knows your password, they still cannot access your account without the second factor

If your browser does not remember any student account, the first page you see will be the Microsoft login screen, where you need to enter your student email, password, and complete the second step using the Authenticator app on your smartphone.

Homepage

After logging in, the homepage will open with basic information about your studies and links to more detailed sections.

You can always return to this homepage by clicking the university logo in the top-left corner.

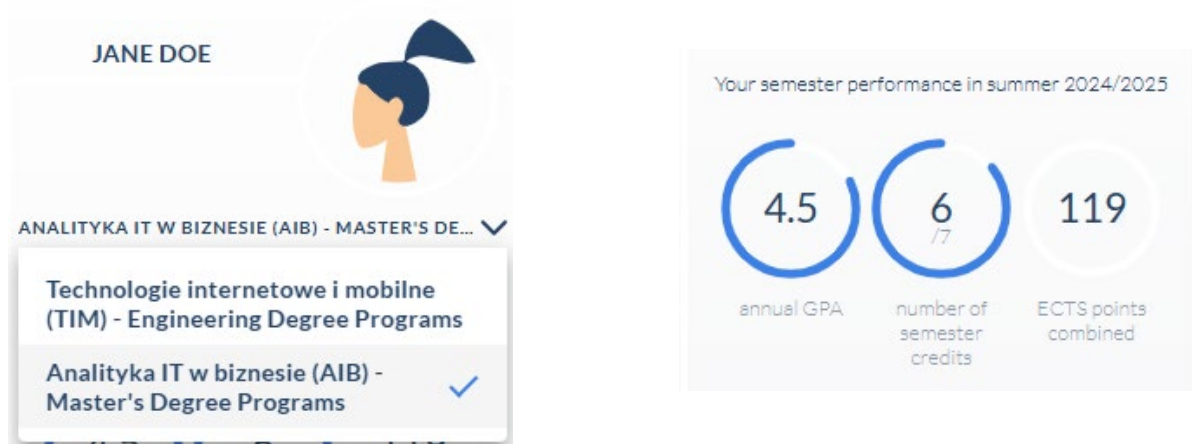
The screenshot shows the homepage of the Virtual University (WU) for a student named Jane Doe. The interface includes a top navigation bar with the university logo, a menu (Schedule, Subjects & notes, Applications and requests, Finance), and user account options (notifications, email, language, and account). The main content area is divided into three panels:

- Left Panel (User Profile):** Displays the user's name (JANE DOE), a profile picture, and a dropdown menu for the current course (ANALITYKA IT W BIZNESIE (AIB) - MASTER'S DE...). Below this, it shows the semester performance for summer 2024/2025 with three circular progress indicators: annual GPA (4.5), number of semester credits (6), and ECTS points combined (119). An illustration of a student running is at the bottom left.
- Middle Panel (Schedule):** Titled "YOUR SCHEDULE IS BEING SET", it shows a weekly calendar grid with days (PON, WT, ŚR, CZW, PT) and a central illustration of three students interacting with a large document. A yellow button at the bottom says "see your list of courses".
- Right Panel (Newsfeed and Events):** Titled "MY NEWSFEED AND EVENTS", it shows a notification icon and the text "You have 0 notifications". Below this is an illustration of a person meditating and a quote: "Silence is a source of great strength" by Lao Tzu.

The footer at the bottom right indicates "© 2024-2025 Powered by VERBIS".

The page has three columns:

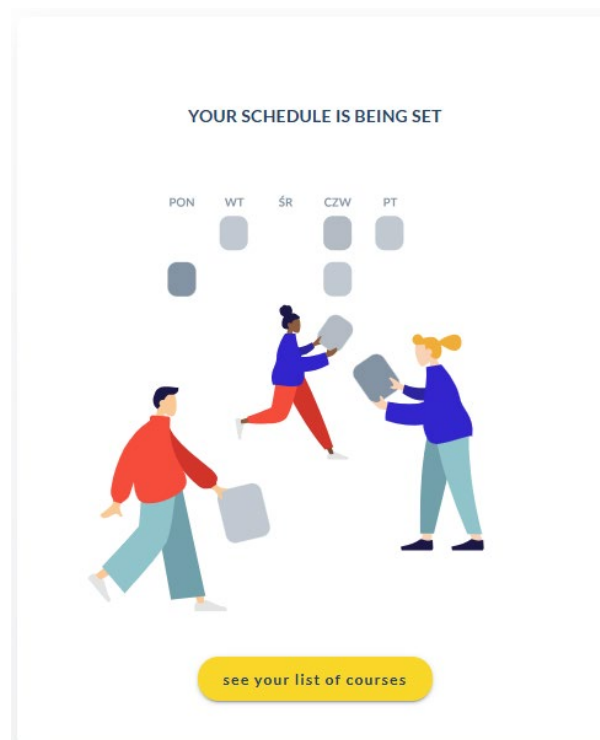
1. The first shows your personal study data, such as the program or specialization you are enrolled in and your results from the last semester, including your average grade, the number of passed subjects, and the total number of collected ECTS points.



ECTS (European Credit Transfer System): 1 point = about 25–30 hours of study (classes + self-study). You collect them to complete subjects and your degree.

2. The second column contains your upcoming classes from the semester timetable.

From here you can also check your list of subjects, your semester statistics, and your progress towards meeting course requirements.



3. The third column is reserved for the most important announcements, such as deadlines for choosing a specialization or a thesis supervisor.

Navigation

Navigation through the system is provided by the top menu bar, which on smaller screens becomes the so-called “hamburger menu.”



[Schedule](#) [Subjects & notes](#) [Applications and requests](#) [Finance](#)

[Search](#) [Messages](#) [Language](#) [Account](#)

Search

Magnifying glass icon: You can search for teachers by name and check where their next classes are held.

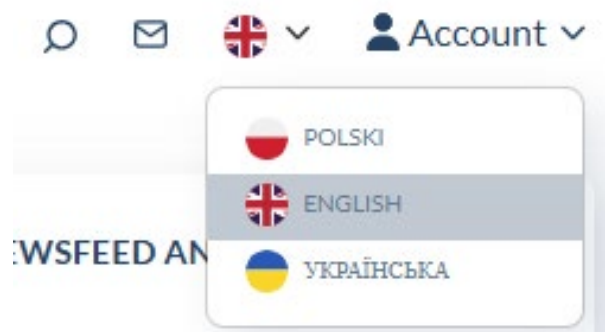
Messages

Envelope icon: all messages from teachers (e.g. changes in classes or requirements).

By clicking on the subject of a message you can read its content in a side panel.

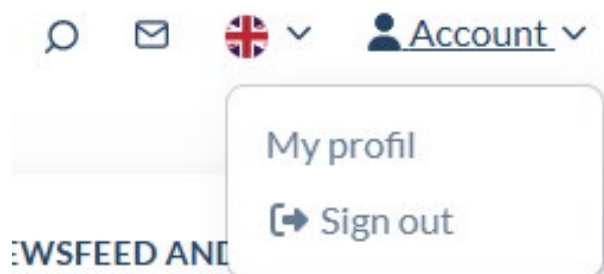
Language

The Interface is available in Polish, English, Ukrainian.



Student account menu

In the student account menu you can log out or enter your profile page.




Here you can check and edit some of your personal data:

- personal info (parents' names, place of birth, PESEL),
- addresses (home, mailing, temporary),
- contact details (private and student email, phone number),
- change your student account password,
- upload/change your photo (must follow document rules).

You can also:

- order a physical Student ID card (ELS) with holograms for discounts (not required from academic year 2025/26).



- manage your mLegitymacja (electronic ID card in the mObywatel app).

Physical ID cards must be validated every semester in the Dean's Office (usually done by your group leader).

Old ELS cards (before October 2025) are still valid until hologram space is finished.






Missing hologram does not affect the validity of your mLegitymacja, which can be extended online.

Since October 2025, the physical Student ID card (ELS) is no longer required. Instead, every student must have the electronic ID (mLegitymacja) in the mObywatel app.

Class Schedule

Here you see your full and up-to-date semester timetable.

The calendar is interactive: use arrows, date ranges, or calendar icon to change views.

| | | | | | | | |
|---|------------------|-------------------|---------------------|--------------------|------------------|--------------------|------------------|
| <div>  Schedule Subjects & notes Applications and requests Finance </div> <div>     </div> | | | | | | | |
| <div> 22 - 28 Sep 2025 <div> <div><</div> <div>></div> <div>TODAY</div> </div> <div> <div>Day</div> <div>Weekend</div> <div>5 days</div> <div>Week</div> </div> </div> | | | | | | | |
| | Monday Sep 22 | Tuesday Sep 23 | Wednesday Sep 24 | Thursday Sep 25 | Friday Sep 26 | Saturday Sep 27 | Sunday Sep 28 |
| 7:00 AM | | | | | | | |
| 8:00 AM | | | | | | | |
| 9:00 AM | | | | | | | |
| 10:00 AM | | | | | | | |
| 11:00 AM | | | | | | | |
| 12:00 PM | | | | | | | |
| 1:00 PM | | | | | | | |
| 2:00 PM | | | | | | | |
| 3:00 PM | | | | | | | |
| 4:00 PM | | | | | | | |
| 5:00 PM | | | | | | | |
| 6:00 PM | | | | | | | |
| 7:00 PM | | | | | | | |
| 8:00 PM | | | | | | | |
| 9:00 PM | | | | | | | |

SEP 2025

S

M

T

W

T

F

S

SEP

1

2

3

4

5

6

7

8

9

10

11

12

13

14

15

16

17

18

19

20

21

22

23

24

25

26

27

28


29

30

Subjects and Grades

Shows all your subjects by semester, grade statistics, and completion progress.

Full completion (100%) is only visible when you have passed every required form of every subject. During an academic leave, the system will always show 0%.



ScheduleSubjects & notesApplications and requestsFinance

🔍📧🇬🇧▼👤Account ▼

CreditsRequirements execution

2025 L2024 Z2024 L2023 Z2023 L2022 Z2022 L

ANALITYKA IT W BIZNESIE (AIB) - MASTER'S DEGREE ...▼

YOU'VE COMPLETED100%OF THE SEMESTER

CREDITS RECEIVED

Number of hours223 ± 223

ECTS32 ± 32

Courses11 ± 11

4.30semester GPA

4.30annual GPA

4.39cumulative GPA

| Course | Course coordinator | ECTS | Hours | Grade |
|---|--------------------|------|-------|-------|
| Big data - filozofia i zastosowania w biznesie | dr inż. B | 1 | 14 | 4.5 |
| Filozofia stosowana | dr hab. K | 1 | 10 | 5.0 |
| Inteligencja obliczeniowa | dr inż. L | 4 | 30 | 5.0 |
| Język obcy | mgr J | 4 | 30 | 5.0 |
| Kierowanie zespołami ludzkimi | dr J | 2 | 20 | 4.5 |
| Laboratorium dyplomowe | dr inż. M | 3 | 26 | 5.0 |
| Metody symulacyjne w analityce biznesowej | dr M | 1 | 14 | 5.0 |
| Metody wyszukiwania informacji w dużych zbiorach danych | prof. dr hab. inż. | 1 | 14 | 3.0 |
| Projekt zespołowy | dr inż. M | 4 | 30 | 5.0 |
| Seminarium dyplomowe | dr inż. A | 9 | 15 | 3.0 |
| Wykład monograficzny (Uczenie maszynowe) | prof. WSiIZ dr A | 2 | 20 | 4.5 |

© 2024-2025 Powered by VERBIS™

When you click on a subject, you can see grades, surveys and the course syllabus.

Clicking on the teacher’s name will show information about their upcoming classes.

Current GradesSurveysSyllabus

| No. | Name | Value | Date | Grade |
|-----|--------------------|-------|----------|-------|
| 1 | projekt - termin 1 | 0.0 | 2/7/23 | 4.5 |
| 2 | projekt - termin 2 | 0.0 | | |
| 3 | wykład - termin 1 | 0.0 | 12/17/22 | 4 |
| 4 | wykład - termin 2 | 0.0 | | |

Current GradesSurveysSyllabus

Course name

Monographic Lecture (Machine Learning)

Catalog no.

Language

Exam

ECTS

Type of final grade

I.00.005727

PL

no

2

numeric grade

Semester workload

W: 10, P: 10

Person assigned

Brak Danych