

Verbis Dean (Front) Office for Lecturers

With the launch of the new university management system VDO, several changes have been introduced to the way existing services work. Some of the older platforms have already been replaced, while others will continue to operate for a transitional period.

Service	For whom?	Purpose
my.wsiz.edu.pl	staff and students	main authentication hub; starting point for all university online services
dydaktyka.wsiz.edu.pl	lecturers	VDFO system offering, among others, functionalities previously available in the Virtual University used by teaching staff
wu.wsiz.edu.pl	students	Virtual University adapted for mobile devices
portal.wsiz.edu.pl	staff	access to employment-related data not yet integrated into my.wsiz; ePraktyki module for programme and university coordinators; module for didactic, IT and administrative tickets; access to selected supplementary modules supporting previously used systems
	students	ePraktyki until the full transition to the Verbis solution
euslugi.wsiz.edu.pl	staff	access to processes related to thesis reviewing until the transition to the Verbis solution


MY.WSIZ.EDU.PL


The central point of access to all services is the portal my.wsiz.edu.pl, which functions as the main authentication system. Logging in requires the use of your university e-mail address and a password, which by default is your PESEL number. In special cases, a different password may be assigned. E-mail addresses are created according to the following rule: the first letter of your first name, your surname (selected part), and the university domain, for example:

Jane Doe → jdoe@wsiz.edu.pl

After logging in, you will automatically have access to all university services such as Didactics, e-mail, Moodle, Webex, the Library or Plagiat.pl, without the need to log in again. The portal also displays your current timetable and university announcements.








During the transition period, some applications may still require entering your login and password once more.





 WYŻSZA SZKOŁA
INFORMATYKI I ZARZĄDZANIA
z siedzibą w Rzeszowie

PL 

Welcome back, Jane Doe 🍌
Let's manage the university together!

● University systems

 eServices
  Mail
  Didactics
  Moodle
  Webex
  Library
  Documents

 Surveys
  Private BIN
  Office365
  Plagiat.pl

● Upcoming classes

Wstęp do programowania

Laboratory

🕒 sobota, 11.10 - 11: 45

📍 KM203

Języki i paradygmaty programowania

Laboratory

🕒 sobota, 11.10 - 14: 30

📍 KM109

Języki i paradygmaty programowania

Laboratory

🕒 poniedziałek, 13.10 - 08: 00

📍 KM305

● News


news.error


● Calendar


< > Wrzesień 2025


P	W	Ś	C	P	S	N
1	2	3	4	5	6	7
8	9	10	11	12	13	14
15	16	17	18	19	20	21
22	23	24	25	26	27	28
29	30	1	2	3	4	5

● Information

 **GDPR**
Data protection
Personal data processing principles

 **OHS**
Safety
OHS regulations and training

 **Training**
Development
Training materials

 **Regulations**
Rules
Documents and procedures

Direct login to VDFO

Direct access to VDO for lecturers is available at dydaktyka.wsiz.edu.pl

You can log in using your university account authenticated through my.wsiz.edu.pl, or directly with your e-mail address and password. If your browser does not store university account data, the first screen displayed will be the Microsoft login page. There you must enter your university e-mail address and password, and complete the second verification step – usually with the Authenticator app previously configured on your smartphone.

After logging in

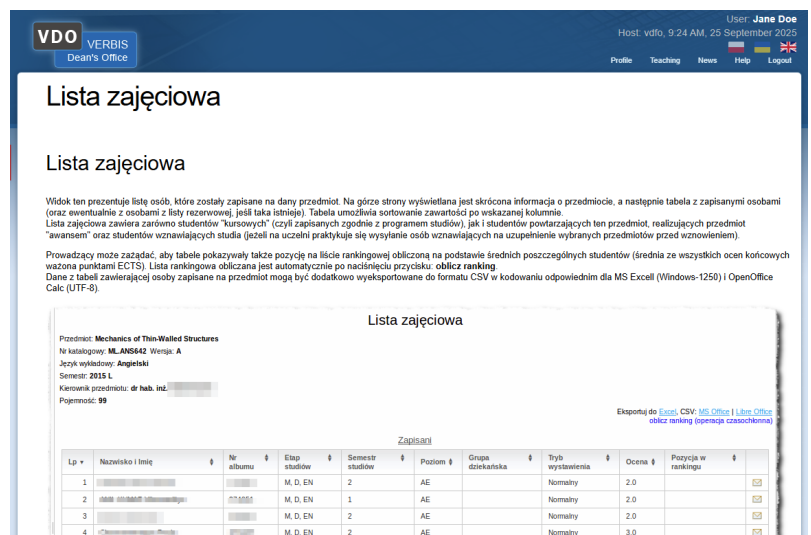
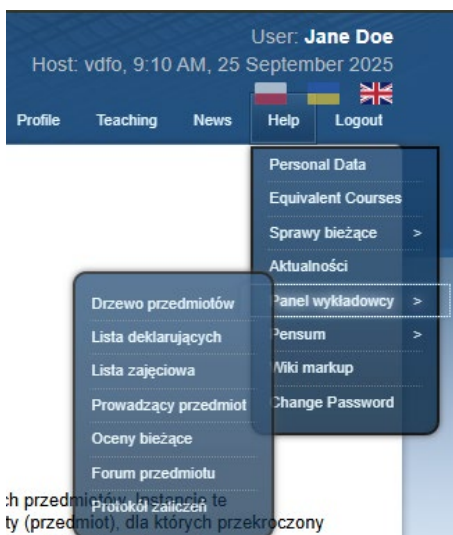
Once logged in, the homepage opens with the **News** tab, where important information is published by authorized staff. Additional tabs provide further details.

The **Profile** tab contains basic personal information about the account holder.

The most important section for lecturers is the **Teaching** tab, which allows you to view your timetable, lists of courses taught in individual semesters, records of hours completed within your teaching load, and course syllabi.

Help

The Help tab contains user guides with screenshots and instructions for using the VDO system. These materials are only in Polish, so please use a translation tool if necessary.



For Example: Right click on the site in Google Chrome

